


January




February




March




April




May




June




July



August




September



October



November



December

INDEX

Volume 83 • January-December 2016

© 2016 Kalmbach Publishing Co., 21027 Crossroads Circle, P.O. Box 1612, Waukesha, WI 53187-1612. No part of this volume may be reprinted without the specific permission of the publisher.

Using the index: Most feature material has been indexed at least three ways – once by title, again under the author’s last name, and finally by subject, usually falling under at least one of the MR subject categories.

Italics indicates an author’s name (or a photographer, under Trackside Photos).

MR subject categories:

- | | | | |
|-----------------------|---------------------|--------------------|-------------|
| Cartoons | Layout descriptions | Prototype drawings | Track plans |
| Construction articles | Obituaries | Techniques | |
| Cover photos | Operation | Technology | |

MR departments:

- | | | |
|------------------------------|-----------------|-------------------|
| Ask MR | News & Products | Step by Step |
| DCC Corner | N Scale Insight | Trackside Photos |
| Editorials (From the Editor) | On Operation | Trains of Thought |
| Heritage Fleet | Product Reviews | |

Now on ModelRailroader.com

The 2005-2016 annual indices are available as PDFs under The Magazine tab at www.ModelRailroader.com. For a searchable index of articles in *Model Railroader* and other model and prototype railroad publications, visit www.index.mrmag.com.

0-9

- 3 ways for realistic rocks, Jan p70
- 4 track plans for 4 x 8 tables, Mar p53
- 5 ways to interchange freight cars, Dec p38
- 6 ways to make painting easier, May p56
- 7 helpful hints to better bridges, Aug p48

A

- Add DCC & sound to a brass steam locomotive, Sep p36
- Aligning track on moveable benchwork, Aug p34
- American dream in HO scale, The, Mar p44
- Americanizing European structures, Oct p49
- Animate structures with micro-controllers, Apr p36

Ask MR

- Did Southern Pacific’s Black Widows pull passenger trains? Jul p18
- DL&W used 2-over-2 signals, Jun p18
- Dullcote dulls weathering powders, Feb p24
- How do I run engines together under DCC?, Jan p24
- How should I gap my N scale rails? Dec p20
- How was Virginian viaduct built? Oct p18
- What does an end-of-train device do? Aug p18
- What makes a turnout “DCC friendly?” Nov p20
- What’s in a buffer car? Apr p18
- What’s the prototype for U.S. Army cars? Mar p20
- When did trailer-on-flatcar traffic begin? May p16
- Why do larger containers go on top? Sep p16

B

- Ball, Don*
- Scratchbuild a wood trestle and truss bridge, Aug p42
- Basic scenery for a T-Trak module, Jun p52
- Basic weathering with pastel sticks, Jan p 60
- Battery power without compromises, Jun p38
- Besouglhoff, Neil*
- See Editorials
- Big city in two decks, Jun p56
- Boehlert, Paul*
- Space-saving urban track plan, A, Sep p48
- Track plan for a port on a shelf, May p34
- Bradley, Marty*
- Steam through the Sierras, Jul p30
- Bridge line in HO scale, A, Apr p44
- Build a curved passenger platform shelter, Nov p52

- Build a DCC testing and programming station, May p36
- Build a lift-up section that safely locks in place, Feb p64
- Build a prototype setting for a heritage fleet, Sep p42
- Build a signal system with Arduino micro-controllers, Dec p42
- Build a simple structure from leftovers, Aug p40
- Build benchwork for a sectional layout, Mar p70
- Building from memory, Apr p54

C

- Campbell, Steve*
- Hauling coal on the Penn Central, Mar p48
- Cartoons**
- Matteo, Matt: Jan p101, Feb p93, Apr p85, May p81, Jul p85, Aug p81, Sep p81, Oct p77, Nov p85, Dec p89
- Seidita, Joe: Mar, p105, Jun p85

Chandler, Craig
Kitbash a Santa Fe CF7 diesel locomotive, Mar p66

Changing seasons on a finished layout, Dec p32

Chessie serves the Steel City, Jun p28

Club railroading in a depot, Feb p48

Colabufo, Sandy
Mountain railroading, New York style, Dec p56

Colorado in just 8 x 8 feet, Jan p62

Construction articles: Dioramas
Build a prototype setting for a heritage fleet, Sep p42

Construction articles: Layouts and modules
Aligning track on moveable benchwork, Aug p34
Basic scenery for a T-Trak module, Jun p52
Build benchwork for a sectional layout, Mar p70
Floating benchwork for shelf layouts, Oct p36
Improvements below the benchwork, Mar p62
On the waterfront, Part 2, Jan p38
Meet the Eagle Mountain project layout, Jan p52

See also Step By Step

Construction articles: Miscellaneous
Build a DCC testing and programming station, May p36
Build a lift-up section that safely locks in place, Feb p64
Build a signal system with Arduino micro-controllers, Dec p42

See also Step By Step

Construction articles: Rolling stock and locomotives
Battery power without compromises, Jun p38
How to kitbash a wooden caboose, Jan p46
How to model a flatcar full of tractors, Feb p38
Kitbash a Santa Fe CF7 diesel locomotive, Mar p66

See also Step By Step

Construction articles: Scenery
Changing seasons on a finished layout, Dec p32
On the waterfront, Part 2, Jan p38
Quick and easy utility poles, Nov p60

See also Step By Step

Construction articles: Structures
Americanizing European structures, Oct p49
Build a curved passenger platform shelter, Nov p52
Build a simple structure from leftovers, Aug p40
How to scratchbuild a beam bridge, Mar p76
Scratchbuild a crossing guard's shanty, Feb p44
Scratchbuild a wood trestle and truss bridge, Aug p42

See also Step By Step

Cover photos
Dance, Mark: Aug
Dolkos, Paul: Feb
Kruse, Daryl: Sep
Sassi, Lou: Mar, Oct
Stover, Brooks: Jun, Dec
Søberg, Pelle: Apr
Zuback, Bill: Jan, May, Jul, Nov

Crumrine, Rick
Making steel along a Pennsy branch line, Aug. p26

D

Dance, Mark
7 helpful hints to better bridges, Aug p48

DCC Corner
Are your locomotives DCC friendly? Mar p82
Basics of DCC decoder installation, The, Apr p60
Choosing speakers for sound installations, May p58
Improve power and signal pickup for DCC, Feb p70
Install a WOWSound decoder in an RS-3 diesel, Jun p60
Install DCC with sound in a brass diesel, Jan p74
Making the DCC suitcase connection, Dec p62
Remap functions for consistent operations, Nov p62
Squeezing sound into an SW1 switcher, Aug p57
Speed matching for DCC consists, Sep p58
Steaming up with the new Tsunami2, Oct p54
Tips for consisting DCC locomotives: basic, universal, and advanced, Jul p60

Dolkos, Paul J.
On the waterfront, Part 2, Jan p38

Drawings of an iconic Pennsylvania N5c cabin car, Jul p34

E

Easy and effective static grass, Jul p51

Easy wall signs with image transfer, Jun p34

Editorials
And the survey says... Feb p8
Caboosees and momentum, Jul p8
Capacitors: game changer? Dec p8
Divide, divide, and conquer, Nov p8
From \$1.92 to \$41.95, Sep p8
In praise of old tools, Oct p8
Our new 4 x 6-foot layout, Jan p8
Small world connections, May p8
Surprising gripe about kits, Jun p8
Technology and operations, Apr p8
Thinking small this month, Mar p8
Your favorite issue is..., Aug p8

Electrical troubleshooting, Nov p30

F-G

Ferenc, Jim
How to scratchbuild a beam bridge, Mar p76

Fiehmman, Don
Electrical troubleshooting, Nov p30

Floating benchwork for shelf layouts, Oct p36

Four eras over WP's Feather River Route, Dec p46

Gainer, Doug
Chessie serves the Steel City, Jun p28

Gelmini, Joe
Serving the South in N scale, May p42

Goldenberg, Jeff
Easy wall signs with image transfer, Jun p34

Grivno, Cody
How to weather with acrylics, May p50

See also News & Products
See also Step by Step

H

Hall, Peter
Add DCC & sound to a brass steam locomotive, Sep p36
Hauling coal on the Penn Central, Mar p48

Heritage Fleet
George D. Stock helped pioneer HO scale, Apr p22
Keeping pace with streamliners, Aug p21
Look at short-lived model train maker, A, Oct p20
Mantua's Belle was a plain Jane, Dec p26
What became of TT scale? Jun p22
When O scale brass was cheap, Feb p28

Hermach, George
Point-and-shoot camera tips for model railroaders, Feb p56

How to kitbash a wooden caboose, Jan p46

How to model a flatcar full of tractors, Feb p38

How to model rail fences, May p32

How to model realistic track and roadbed, Apr p28

How to operate a small switching layout, Mar p38

How to scratchbuild a beam bridge, Mar p76

How to weather a modern diesel, Oct p33

How to weather a modern unit coal train, Nov p56

How to weather with acrylics, May p50

I-J

Improvements below the benchwork, Mar p62

Janes, Don
How to kitbash a wooden caboose, Jan p46

Javier, Christian
Room-sized plan for a 1960s coal railroad, A, Nov p40
Track plan for a 1950s resort-city terminal, Jul p40

K

Kampsnider, David
Santa Fe through Southern Oklahoma, Nov p34

Kawala, Dana
See Product Reviews
Keeping memories alive, Oct p26

Kelly, Jim
See N Scale Insight

Kingsley, Bruce
Animate structures with micro-controllers, Apr p36

Kingsnorth, Bob
6 ways to make painting easier, May p56

Kirkpatrick, Douglas
Build a curved passenger platform shelter, Nov p52
Build a prototype setting for a heritage fleet, Sep p42
Club railroading in a depot,

Feb p48
Lighting models with micro-LED strings, Oct p47

Kitbash a Santa Fe CF7 diesel locomotive, Mar p66

Kruse, Tony
5 ways to interchange freight cars, Dec p38
Americanizing European structures, Oct p49

See also Trains of Thought

Kruse, Daryl
Modern-era masterpiece, Sep p26

Kurpanek, Detlef
Build a signal system with Arduino micro-controllers, Dec p42

L

Large industries in limited space, Dec p 52

Layout descriptions (by owner and name)
Annville & Adirondack (N), Dec p56
Blue Ridge & Allegany Ry. (HO), Nov p44
Bradley, Marty: Oakhurst RR (HO) Jul p30
Chessie System Pennsylvania Division (HO), Jun p28
Chicago & North Western Ry., (HO) Oct, p26
Colabufo, Sandy: Annville & Adirondack (N), Dec p56
Crumrine, Rick: Waynesburg & Washington (HO), Aug p26
Denver & Rio Grande Western (Sn3), Mar p32
Draper, Lynn: Freemont & South Park RR (HO), Feb p58
Drum, Don: Chicago & North Western Ry., (HO) Oct, p26
Dyer Junction & Eureka RR (HO) May p26
Eagle Mountain RR (HO), Jan p52
Fall River & Eastern Ry. (HO), Apr p44
Freemont & South Park RR (HO), Feb p58
Gainer, Doug: Chessie System Pennsylvania Division (HO), Jun p28
Gelmini, Joe: Georgia Great Southern Ry. (N), May p42
Geneva Subdivision (N), Aug p26
Georgia Great Southern Ry. (N), May p42
Gerstle, Pat: Denver & Rio Grande Western (Sn3), Mar p32
Gulf, Colorado & Santa Fe (HO), Nov p34
Hale, Ron: Blue Ridge & Allegany Ry. (HO), Nov p44
Havens, Mike: New York Central (HO), Oct p40
Hickman, Larry: Fall River & Eastern Ry. (HO), Apr p44
Hoosier Line, The (HO), Jul p44
Kampsnider, David: Gulf, Colorado & Santa Fe (HO), Nov p34
Kibort, Steve: Southbay Western (N), Jan p62
Kruse, Daryl: Geneva Subdivision (N), Aug p26
Malloy, Jim: Dyer Junction & Eureka RR (HO) May p26
Mellowes, John: Rio Grande Summit Line (HOn3), Aug p52
Milford, Judy: Sherman Hills (HO), Mar. p44
MR staff: Eagle Mountain RR (HO), Jan p52

Mueller, John: Northern Memories (HO), Apr p54
New Baltimore & Fair Haven Ry. (HO), Jun p44
New York Central (HO), Oct p40
Northern Memories (HO), Apr p54
Northern Virginia Model Railroaders: Western North Carolina RR (HO), Feb p48
Oakhurst RR (HO), Jul p30
Penn Central Hitop Branch (HO), Mar p48
Rich, Greg: New Baltimore & Fair Haven Ry. (HO), Jun p44
Rio Grande Summit Line (HO), Aug p52
Scott, Robert W.: Western Pacific RR (HO), Dec p46
Sherman Hills (HO), Mar p44
Simpson, Jack: Hoosier Line, The (HO), Jul p44
Southbay Western (N), Jan p62
Town of Hamlin (HO), Sep p52
Vassallo, Peter: Town of Hamlin (HO) Sep p52
Waynesburg & Washington (HO), Aug p26
Western North Carolina RR (HO), Feb p48
Western Pacific RR (HO), Dec p46

Leone, Gerry

Aligning track on moveable benchwork, Aug p34
Lighting models with micro-LED strings, Oct p47
Low riders on the Sandy River, Apr p53

M

Making steel along a Pennsy branch line, Aug. p26
Malloy, Jim
Steam-era switching layout, A, May p26
Matteo, Matt
See Cartoons
McNab, James
Large industries in limited space, Dec p 52
Meet the Eagle Mountain project layout, Jan p52
Midwestern main line, Oct p40
Milford, Judy
American dream in HO scale, The, Mar p44
Mindheim, Lance
Easy and effective static grass, Jul p51
Floating benchwork for shelf layouts, Oct p36
Model realistic stacked steel plates, Mar p58
Modern-era masterpiece, Sep p26
Mountain railroading, New York style, Dec p56
Murphy, James P
Build a lift-up section that safely locks in place, Feb p64

N

Naus, Larry
Battery power without compromises, Jun p38
News & Products
Atlas purchases BLMA Models, Mar p10
Bachmann names new VP, Jul p10
Keefe retires, May p10
Koester, Sperandeo honored by NMRA, Oct p10

Lots of locomotives in Indianapolis, Oct p10
Monroe Models purchases AIM Products, Aug p10
Northeastern Scale Models closes, Apr p10
Oregon Rail Supply to remain in business, Sep p10
ScaleTrains.com debuts at Trainfest, Feb p10
Trainfest 2016, Oct p10
Walters announces new name train, Jul p10

Nipkow, Kim

3 ways for realistic rocks, Jan p70

N Scale Insight

All-new-under-the-hood locomotive, An, Nov p24
DCC decoder advice for N scalers, Jan p30
Freelance flavor on the N scale Tehachapi Loop, Sep p18
I'd like to thank all of the little people, Jul p22
Old freight cars are like old friends, May p20
Things I leave out when modeling N scale, Mar p24

O

Obituaries

Jackson, Jordan S., Jun p11
Richards, Jim, Jun p11
Riley, H. Lee, Jun p11
On the waterfront, Part 2, Jan p38

On Operation

Implementing Rule 99, Aug p67
It takes more than a rule book, Apr p70
Meets, superiority, and train orders, Sep p67
Navigating the timetable, Jun p69
Not your typical operating sessions, Oct p63
Railroading looks different after dark, May p68
Three kinds of train orders, Nov p71
Time traveling via model railroads, Dec p74
Waybills and switch lists, Jul p70

Operation

5 ways to interchange freight cars, Dec p38
On the waterfront, Part 2, Jan p38

Otte, Steven

4 track plans for 4 x 8 tables, Mar p53

See also Ask MR

See also Step by Step

See also Trackside Photos

P-Q

Painting and detailing plastic kits, May p53

Pethoud, Robert

How to operate a small switching layout, Mar p38

Plans for a small-town station, Sep p33

Point-and-shoot camera tips for model railroaders, Feb p56

Practical guide to momentum and braking, A, Jul p54

Product Reviews: Cars, freight

40-foot boxcars (1944 AAR, 1948 AAR, PS-1), HO, Wm. K. Walters Inc., Feb p76
50-ton offset-side two-bay hopper, HO, Atlas Model Railroad

Co., Jul p68
American Car & Foundry 50-foot boxcar, HO, Wm. K. Walters Inc., Sep p66
Atchison, Topeka & Santa Fe 62-foot insulated boxcar, HO, BLMA, Mar p88
Evans 5,100-cubic-foot-capacity double-plug-door boxcar, HO, ScaleTrains.com, May p64
General American 4180 Airslide covered hopper, HO, Tangent Scale Models, Jun p68
General American 50-foot insulated boxcar, HO, Moloco, Dec p72
Gunderson rebuilt 40-foot well car, HO, Wm. K. Walters Inc., Nov p70
Gunderson rebuilt 53-foot well car, HO, Wm. K. Walters Inc., Apr p66
National Steel Car 50-foot plug-door boxcar, N, Atlas Model Railroad Co., Aug p66
Pennsylvania RR Class H30 covered hopper, N, Fox Valley Models, Feb p78
Pullman-Standard 4,427-cubic-foot covered hopper, N, Trainworx, May p66
Pullman-Standard PS-3 2960 hopper, N, Atlas Model Railroad Co., Jun p68
TrinityRail 6,275-cubic-foot boxcar, N, ExactRail, Mar p90
TrinityRail 31,000-gallon crude oil tank car, HO, ScaleTrains.com, Sep p64

Product Reviews: Cars, non-revenue

Union Pacific water tenders, HO, ScaleTrains.com, Oct p62

Product Reviews: Cars, passenger

Amtrak *Sunset Limited* Budd 10-6 sleeper, Pullman-Standard 11-bedroom sleeper, N, Kato, Sep p60
B&O *Capitol Limited* passenger cars, HO, Wm. K. Walters Inc., Aug p60
Budd 85-foot passenger cars, HO, Wm. K. Walters Inc., Jan p86
CNJ *Blue Comet* observation car, O, Atlas O, Aug p66
PRR *Broadway Limited* Pullman-Standard 12-4 sleeper and blunt-end observation car, HO, Wm. K. Walters Inc., Jul p66
PRR P70 coach, N, Bachmann, Nov p70
Heavyweight horse car, N, Micro-Trains Line Co., Jul p68

Product Reviews: Locomotives, diesel

Alco RS-3 with E-Z App, HO, Bachmann, Apr p62
Baldwin DR-12-8-1500/2 "Centipede," N, Broadway Limited Imports, Jun p64
EMD E9A and E8Bm, HO, Wm. K. Walters Inc. Aug p60
EMD FL9, HO, Rapido Trains Inc., Feb p74
EMD GP38, HO, Atlas Model Railroad Co., Nov p66
EMD SD40, HO, Athearn, Mar p86
EMD SD40-2, HO, Kato, Nov p64
EMD SD45, HO, Wm. K. Walters Inc., Dec p66
EMD SD50, N, Atlas Model Railroad Co., Jan p80
EMD SD70ACe, HO, Wm. K. Walters Inc., Jun p62

EMD SDP40F, N, Kato, Sep p60
General Electric Dash 8-40BW, HO, Atlas Model Railroad Co. Sep p62
General Electric B36-7, N, Atlas Model Railroad Co., Dec p68
General Electric C44-9W, HO, MTH Electric Trains, May p60
General Electric U25C, HO, Korea Brass, Jan p78
General Electric U28C, HO, Rivarossi, Aug p63
GMD SD40-2, HO, Bowser Manufacturing Co. Inc. Jul p63

Product Reviews: Locomotives, electric

Amtrak Cities Sprinter/ACS-64, N, Kato, Apr p64

Product Reviews: Locomotives, steam

Climax 55-ton Class B, Bachmann, HO, May p62
DM&IR 2-8-8-4 Yellowstone, HO, MTH, Oct p58
Pennsylvania RR 2-8-0 H10s Consolidation, HO, MTH, Jul p65
Pennsylvania RR 4-8-2 M1a Mountain, HO, Broadway Limited Imports, Mar p84
Pennsylvania RR 4-8-2 M1a Mountain, N, Broadway Limited Imports, Oct p56
USRA light 2-8-2 Mikado, HO, Bachmann, Feb p72

Product Reviews: Miscellaneous

Bluetooth plugin board, BlueRail Trains, Oct p60
DCC Twin Digital Command Control system, NCE Corp., Feb p78
DCS240 Digital Command Control command station, Digitrax, Dec p70
Econami DCC sound decoder, SoundTraxx, Jan p82
Light Genie digital light control board, Model Rectifier Corp., Aug p64
Rolling Thunder Digital Command Control subwoofer system, Broadway Limited Imports, Mar p85
Sound Box Second Generation EMD Sound Card, Kato, Nov p65
WOWSound Steam Version 4 DCC sound decoder, Train Control Systems, Dec p72

Product Reviews: Structures

Dakota Cabinet Works, HO, Menard Inc., Sep p66
Dugan's Paint Store with Just Plug lighting, N, HO, O, Woodland Scenics, Apr p68
Farmer's Fertilizer Supply, N, Blair Line, May p66
Industrial/retail unit, OO/HO, Wills Modern by Peco, Jun p66
Pete's Garage kit, HO, Railroad Line Models, Nov p68
Tower and depot kit, multi-scale, Seed Scale Models, Apr p68

Prototype drawings

Drawings of an iconic Pennsylvania N5c cabin car, Jul p34
Plans for a small-town station, Sep p33
Steam-era Lehigh Valley interlocking tower, A, Apr p41

Puckett, Larry

See DCC Corner

See Product Reviews

Quality over quantity, Mar p32
Quick and easy utility poles, Nov p60

R

Railfanning the Colorado Rockies, Aug p52
Railway Post Office
Readers remember Andy Sperandeo, Jan p20
(Re)building the Hoosier Line, Jul p44
Rich, Greg
Scenic showcase in HO, A, Jun p44
Rickaby, Dave
Building from memory, Apr p54
Keeping memories alive, Oct p26
Rocky Mountain Showcase, Feb p58
Railfanning the Colorado Rockies, Aug p52
Rocky Mountain Showcase, Feb p58
Room-sized plan for a 1960s coal railroad, A, Nov p40
Russell, Harold W.
Drawings of an iconic Pennsylvania N5c cabin car, Jul p34
Plans for a small-town station, Sep p33
Steam-era Lehigh Valley interlocking tower, A, Apr p41
See also Prototype drawings

S

Santa Fe through Southern Oklahoma, Nov p34
Sassi, Lou
Basic weathering with pastel sticks, Jan p 60
Bridge line in HO scale, A, Apr p44
Colorado in just 8 x 8 feet, Jan p62
Low riders on the Sandy River, Apr p53
Midwestern main line, Oct p40
Quality over quantity, Mar p32
Superdetailed scenes along the Blue Ridge & Allegany, Nov p44
Scenic showcase in HO, A, Jun p44
Scott, Robert W.
Four eras over WP's Feather River Route, Dec p46
Scratchbuild a crossing guard's shanty, Feb p44
Scratchbuild a wood trestle and truss bridge, Aug p42
Serving the South in N scale, May p42
Simpson, Jack
(Re)building the Hoosier Line, Jul p44
Snell, M.R.
Model realistic stacked steel plates, Mar p58
Søeborg, Pelle
Build a simple structure from leftovers, Aug p40
Basic scenery for a T-Trak module, Jun p52
Build benchwork for a sectional layout, Mar p70
How to model realistic track and roadbed, Apr p28
How to weather a modern diesel, Oct p33
How to weather a modern unit coal train, Nov p56
Painting and detailing plastic kits, May p53
Quick and easy utility poles, Nov p60
Space-saving urban track plan, A, Sep p48

Sprague, Bob
Big city in two decks, Jun p56
Steam-era Lehigh Valley interlocking tower, A, Apr p41
Steam-era switching layout, A, May p26
Steam through the Sierras, Jul p30
Stelmach, Robert
Improvements below the benchwork, Mar p62
Step by Step
Build a trestle over a dry wash, Jun p24
Build the benchwork for the Eagle Mountain RR, Feb p32
Cast a plaster liner for a tunnel, Oct p22
Hide a backdrop opening with structures, Nov p26
How to build a heavy industry, Jul p24
How to build a white-metal kit, Jan p32
How to cast and color plaster rocks, May p22
How to weather and renumber ore cars, Aug p22
Install a Tortoise switch motor and control it with a stationary decoder, Sep p20
Laying track and wiring the 4 x 6-foot Eagle Mountain RR project layout, Mar p26
Making mountains for MR's project layout, Apr p24
Paint, decal, and weather a locomotive, Dec p28
Stover, Brooks
Changing seasons on a finished layout, Dec p32
Superdetailed scenes along the Blue Ridge & Allegany, Nov p44
Switching in a small town, Sep p52
Switzer, Mont
How to model a flatcar full of tractors, Feb p38
Upgrade a plastic freight car kit, Aug p36

T

Techniques
3 ways for realistic rocks, Jan p70
6 ways to make painting easier, May p56
7 helpful hints to better bridges, Aug p48
Basic weathering with pastel sticks, Jan p 60
Easy and effective static grass, Jul p51
Easy wall signs with image transfer, Jun p34
Electrical troubleshooting, Nov p30
How to model rail fences, May p32
How to model realistic track and roadbed, Apr p28
How to operate a small switching layout, Mar p38
How to weather a modern diesel, Oct p33
How to weather a modern unit coal train, Nov p56
How to weather with acrylics, May p50
Large industries in limited space, Dec p 52
Lighting models with micro-LED strings, Oct p47
Low riders on the Sandy River, Apr p53
Model realistic stacked steel plates, Mar p58

Painting and detailing plastic kits, May p53
Upgrade a plastic freight car kit, Aug p36
See also Step by Step Technology
Add DCC & sound to a brass steam locomotive, Sep p36
Animate structures with micro-controllers, Apr p36
Point-and-shoot camera tips for model railroaders, Feb p56
Practical guide to momentum and braking, A, Jul p54
Thompson, Mat
Practical guide to momentum and braking, A, Jul p54
Track plans
4 track plans for 4 x 8 tables, Mar p53
Big city in two decks, Jun p56
Space-saving urban track plan, A, Sep p48
Room-sized plan for a 1960s coal railroad, A, Nov p40
Track plan for a port on a shelf, May p34
Track plan for a 1950s resort-city terminal, Jul p40
Track plan for a 1950s resort-city terminal, Jul p40
Track plan for a port on a shelf, May p34
Trackside Photos (italics indicates photographer)
Alexander, Robert, May p72
Bescup, John, Sep p70
Bielefeld, Tom, Aug p68
Bigge, David, Sep p70
Bittinger, Steve, Aug p70
Brennecke, Paul, Apr p74, Sep p71
Cisela, John, Feb p82
Cole, John, May p72
Cote, Gilles, Jul p74
Dodge, Andrew, Feb p80
Dolkos, Paul, Nov p75 (2)
Dombey, Bruce, Mar p96
DuChene, Peter, May p72
Foreman, Ron, Sep p68
Goins, Dan, May p73
Grivno, Cody, Jun p71
Halverson, Drew, Jun p74
Holley, Noel, Sep p70
Huskisson, Steve, Mar p97
IGMKaars model train club, Aug p71
Jenkins, Ken, Nov p75
Jensen, Mike, Mar p97
Johnson, Dave, Nov p72
Johnson, Kent, Jun p74
Kreiss, Joseph, Jul p72
Lake, Ben, Jun p71
Leone, Gerry, Oct p66
Lohwasser, Eric, Jan p91
Maaske, Jenny, Jun p72
Mayer-Bischoff, Rosi, Aug p71
Meyer, Jeff, Oct p67
Mirro, Ron, Apr p74
Nilsson, Håkan, Apr p75
Nippon Rail Swiss modelers, Feb p83
Otte, Steven, Jun p72
Pendley, Jim, Apr p72
Pesek, Phil, Feb p83
Peters, Casey, Sep p71
Pitanza, Mark, Dec p78
Plough, Bob, Oct p65
Popp, David, Jun p70, p73
Pugliese, Vince, Jul p75
Qualman, Jay, Mar p94
Raven, Norman, Apr p75
Ravenscroft, Kenny, Jan p89, Jul p75
Richter, Anthony, Feb p82
Ridgeway, Dale, Oct p66
Rogers, Bruce, Jan p90, Mar p97

Romo, Eduardo, Nov p74
Sable, Chuck, Jun p75
Sassi, Lou, Jan p88, May p71, Dec p76
Sassi, Lou, Nov p74
Scale Rails of Southwest Florida train club, Nov p74
Schmidt, Brian, Jun p73
Senese, Jim, Nov p75
Søeborg, Pelle, Jun p70
Spence, Alwyn, Aug p71
Stapfer, James, Feb p83
Stewart, Chuck, Jan p90
Studio Martine Caron, Jul p74
Sulkin, Steve, Oct p66
Thomas, Glyn, Aug p70
Thompson, Mat, Dec p79
Thornton, Andy, Mar p96
Werre, Bob, Nov p74
West, Carl, Dec p79
Whitcomb, Tyler, Dec p78
White, Eric, Jun p75
York Railway Modellers Club, Jul p75
Youngblood, Peter, May p73
Zuback, Bill, Jun p70-75 (12)
Trains of Thought
Beyond running trains, Nov p86
Dealing with shadows, Oct p78
From plant to railroad, Jul p86
Having second thoughts first, Aug p82
Here be dragons, Dec p90
Land of living dinosaurs, Mar p106
Layout size vs. layout objectives, Jun p86
Limiting your options, Feb p94
Lineside details, Apr p86
Pulling the plug, May p82
Professional student, The, Jan p102
Raising expectations, Sep p82
Tylick, Mike
How to model rail fences, May p32
Scratchbuild a crossing guard's shanty, Feb p44

U-V

Upgrade a plastic freight car kit, Aug p36
Vassallo, Peter
Switching in a small town, Sep p52

W-X-Y-Z

White, Eric
Meet the Eagle Mountain project layout, Jan p52
See also Step by Step
Wills, Keith
See Heritage Fleet
Zinsler, Jim
Build a DCC testing and programming station, May p36