







## K-LINE BY LIONEL SUPERSTREETS COMPONENTS

Quantity		Description/Number
4		2.5-inch straight, straight-to-curve (21261)
4		2.5-inch straight, straight-to-straight (22566)
6		adjustable straight (22598)
6		D16 curve (21430)
6		D21 curve (21281)
1		intersection (21286)

© 2011 Kalmbach Publishing Co., Classic Toy Trains magazine.

This material may not be reproduced in any form without permission from the publisher.