






TRACK COMPONENTS

Quantity		Description/Number
44		straight
3		half-straight
24		0-31 curve
5		0-22 left-hand switch
1		0-22 right-hand switch

© 2011 Kalmbach Publishing Co., *Classic Toy Trains* magazine.

This material may not be reproduced in any form without permission from the publisher.