

1:24-scale combine interior

by Ted Stinson | Wiscasset, Maine

The plan set in the last issue was for a generic, 30"-gauge combine. This plan is for the interior of that car. Cars such as this could be found on the early 2'-gauge short lines, though they would have been slimmer and not as tall. People have gotten bigger and a 2'-gauge train is really an anachronism, more like a child's playhouse in size than a workable railroad. Therefore, this car is drawn as a 30"-gauge item, just enough wider to be used by contemporary people and still run on very light rail and be low cost.

Given the cost of transportation (gasoline, etc.), I have postulated that a 30"-gauge railroad could move goods and people cheaper, faster, and safer than could be done by trucks or buses. I have selected as an area for this experiment in "mass" transit the town of Wiscasset, Maine, and the island of Westport, which abuts the town. Hence, the name of the railroad is the Wiscasset & Westport Railway. The interior of the combine (the first car) is described below.

Construction

Begin by building two bench seats, as shown in the detail. If you stack 10 pieces of $\frac{1}{16}$ " x 1" x $1\frac{1}{2}$ " bass or plywood together, you can cut all the seat supports at one time. The rest of the seats are made of stripwood, the sizes of which are called out on the plan.

The body of the car should be made removable. If you wish to open the baggage doors, they can be fitted in guides, as shown on the plan. The upper guide can also be made of stripwood in a manner similar to the bottom. It should be fitted inside the car at the top of the door.

The bench seats can be finished with clear lacquer and glued to the floor when dry.

This is an online supplement to the February 2009 issue of *Garden Railways* magazine. To purchase previously published paper plans, see the list of those available at www.sidestreet.info

A separate kit for the interior of the combine will not be offered. However, it will be included in the kit for the complete combine, which is available from Northeast Narrow Gauge for \$50 + \$7 s&h (to the US). Order from Northeast Narrow Gauge, PO Box 191, Wiscasset ME 04578. Web site: www.nemodel.com Figures in 1:24 scale are made by Preiser and are available at most hobby shops.

© 2009 by *Garden Railways* and Northeast Narrow Gauge. These drawings may be reproduced by individual modelers for their own personal use. Copying for any commercial use or for distribution is prohibited without written consent from the publisher.

Are you working in a different scale?

If you are working in 1:22.5 scale, enlarge these drawings to 107%.

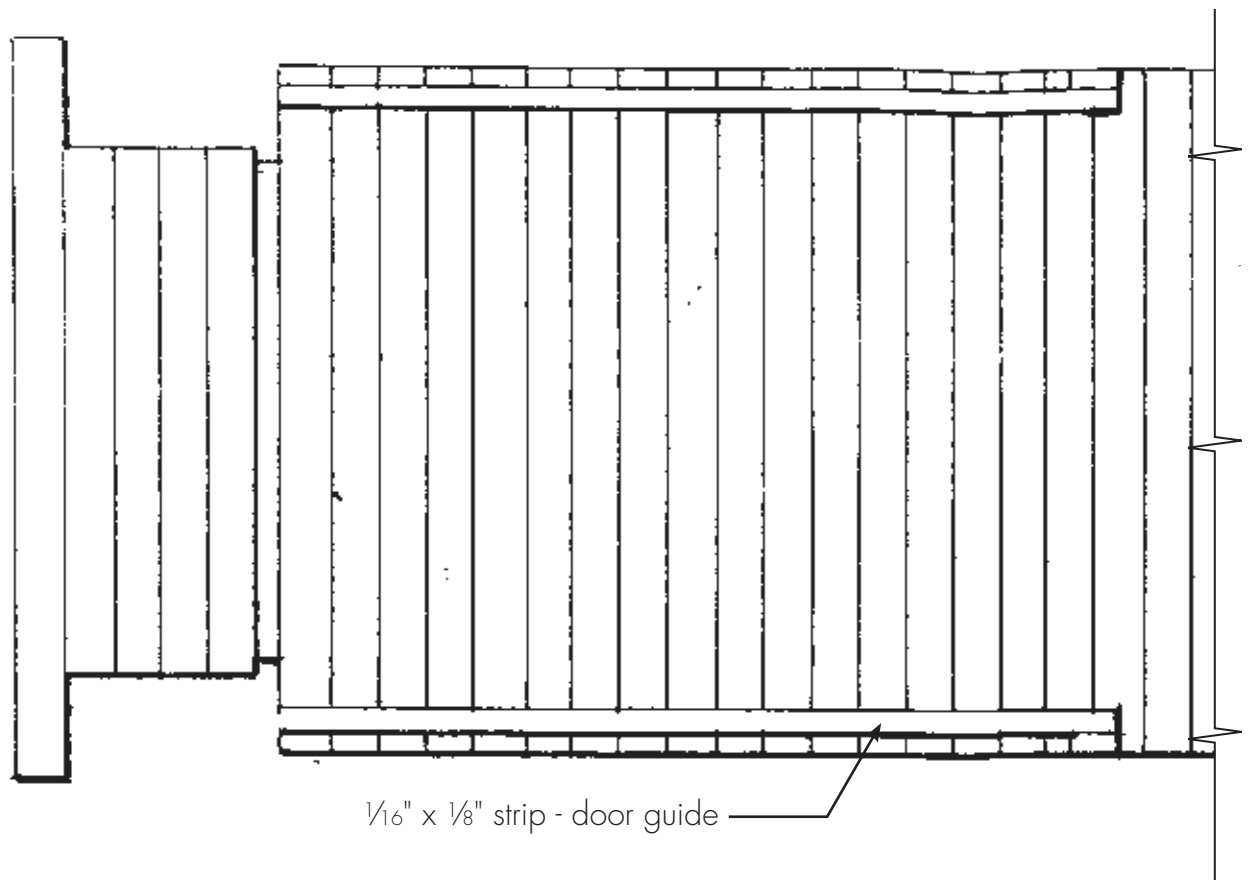
If you are working in 1:20.3 scale, enlarge these drawings to 118%.

If you are working in 16mm scale (1:19), enlarge these drawings to 126%.

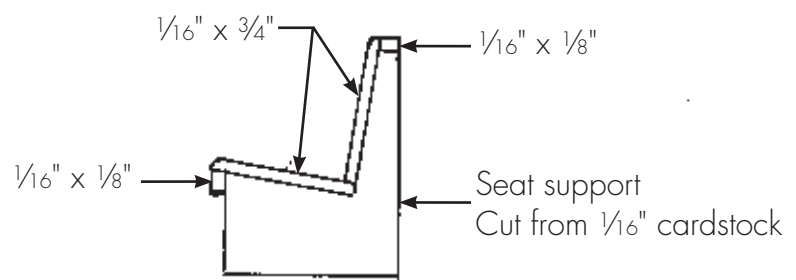
If you are working in $\frac{7}{8}$ " scale (1:13.7) enlarge these drawings to 175%.

Wiscasset & Westport combine interior

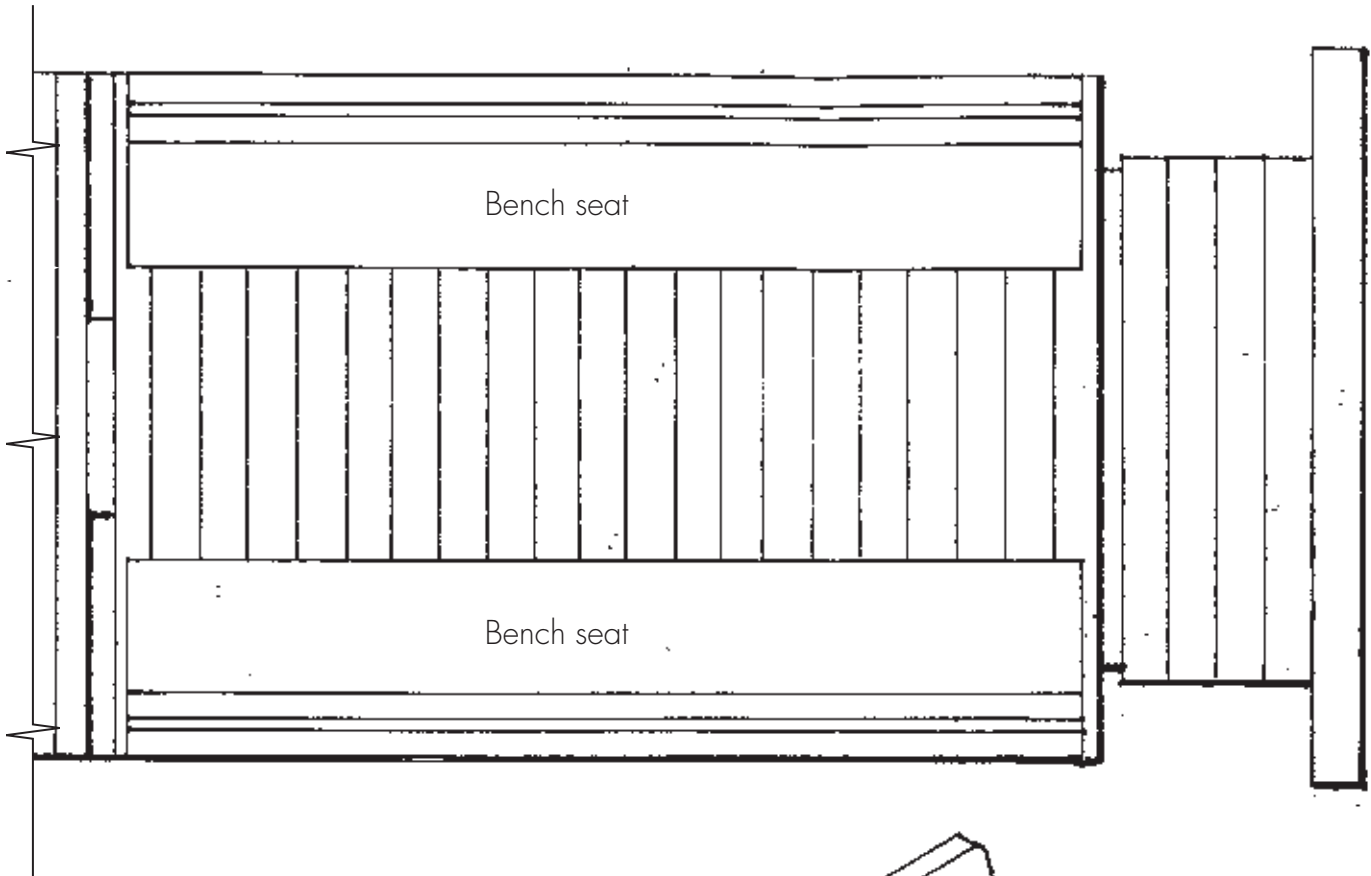
Interior - top view



Bench seat - end view



Interior - top view



Bench seat detail

